



Shanghai ShiBang Machinery CO.,LTD
-----PRODUCT INTRODUCTION-----

Portable type series
mobile Cone crushing Plant

Email : sbm@unisbm.com

Tel : 0086-21-58383022

Fax : 0086-21-58383058

Website : <http://www.unisbm.com>

Address : No.416 Jianye Road, South Jinqiao Area, Pudong, Shanghai, China

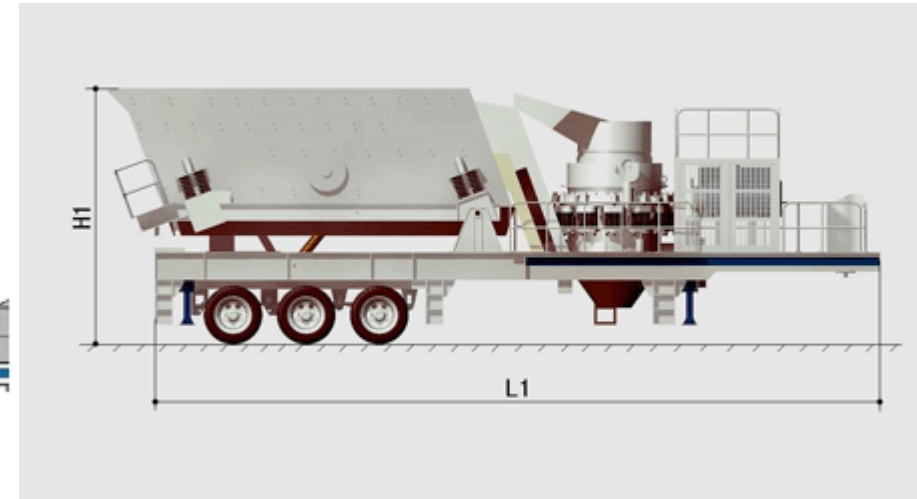
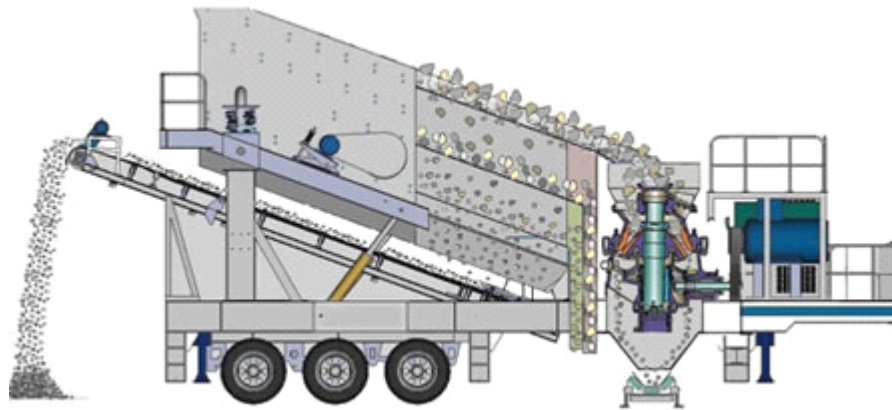
Zipcode : 201201

Portable type series mobile Cone crushing Plant

SBM company one of the most famous rock and mineral processing company in the world, is launching a new comprehensive portable plant for efficient fully mobile crushing.

Features of portable cone crushing plant main unit:

-- High capacity, efficiency, medium and fine crushing, high adaptability crushing-screening, self-load belt conveyor.



International Trade Dept.1: Tel: 0086-21-58383022 Fax:0086-21-58383058
International Trade Dept.2: Tel: 0086-21-58383098 Fax:0086-21-58383058
International Trade Dept.2: Tel: 0086-21-58383003 Fax:0086-21-58383058

Fixed method of whole mobile crusher (Routine way)

Choose the working place→Level the place→Transport the mobile crusher to the reasonable place→Extend the elevating landing leg→Dig a hole under the fixed leg. The hole's size is up the soil. If the soil is loosening, please dig deeper and larger. →Fix the active leg to the fixed leg with binder bolt→ Fill the hole of active leg with concrete→Adjust the face of concrete after congealing→ Retract the elevating landing leg. Putting some crosstie or supporting tools under the vehicle will better steady the whole machine..


Specification and model of main unit:

Parameter						Capacity	Power	
Model	Vibrating screen	Cone crusher	Belt conveyor (down)	Belt conveyor (up)	Belt conveyor	(t/h)	(kw)	Remarks
Y3S1548Y55	YZS1548	PYB900	B500X7M			50-90	75	
Y3S1848Y90	YZS1848	HCS-90	B650X7M			65-130	99-134	
Y3S1860Y160	YZS1860	CS-160	B650X8M			110-455	212.5-220.5	
Y3S2160Y220	YZS2160	HPC-220	B800X8M			140-330	257.5-264.5	
Y3S1848Y90Z	YZS1848	HCS-90	B650X7M	B650X16M	B650X10M	65-130	112.5-147.5	Self-loading
Y3S1860Y160Z	YZS1860	CS-160	B650X8M	B800X17M	B800X11M	110-455	235.5-243.5	Self-loading
Y3S2160Y220Z	YZS2160	HPC-220	B800X8M	B1000X17M	B1000X11M	140-330	287.5-294.5	Self-loading



International Trade Dept.1: Tel: 0086-21-58383022 Fax:0086-21-58383058
International Trade Dept.2: Tel: 0086-21-58383098 Fax:0086-21-58383058
International Trade Dept.2: Tel: 0086-21-58383003 Fax:0086-21-58383058

Parameter	Length	Width	Height	Max.height	Max.width	Belt conveyor(down)H3	Wheel	Weight
Model	L1	B1	H1	H2	B2			(t)
Y3S1548Y55	13000mm	2550mm	4300mm	14000mm	2800mm	4000mm	Paratactic double axles	43
Y3S1848Y90	13000mm	2800mm	4500mm	6700mm	3000mm	4000mm	Paratactic double axles	47
Y3S1860Y160	14000mm	2800mm	4500mm	6700mm	3000mm	4200mm	Paratactic tri- axle	53
Y3S2160Y220	14000mm	3000mm	4500mm	6700mm	3200mm	4200mm	Paratactic tri- axle	58
Y3S1848Y90Z	18000mm	2800 mm	4500mm	6700mm	3000mm	4000mm	Paratactic quarter- axle	55
Y3S1860Y160Z	18000mm	3000mm	4500mm	6700mm	3000mm	4200mm	Paratactic quarter- axle	61
Y3S2160Y220Z	18000mm	3000mm	4500mm	6700mm	3200mm	4200mm	Paratactic quarter- axle	66



International Trade Dept.1: Tel: 0086-21-58383022 Fax:0086-21-58383058

International Trade Dept.2: Tel: 0086-21-58383098 Fax:0086-21-58383058

International Trade Dept.2: Tel: 0086-21-58383003 Fax:0086-21-58383058